



GALENA MINING LIMITED

ASX: G1A FRA: GM6

INVESTOR PRESENTATION

July 2020



DISCLAIMER

Cautionary statement – Reference to FS

This report refers to the Abra Base Metals Project (“Abra” or the “Project”) Feasibility Study (“FS”). A summary of the FS and material assumptions was published by Galena Mining Ltd (“Galena”) on 22 July 2019 (see ASX announcements platform).

Environmental approvals, mining tenements and approvals, other governmental factors and infrastructure requirements for selected mining methods and for transportation to market were not included as modifying factors for the Ore Reserve contained in this report as they were all analysed in detail and determined not to pose any practical or economic restriction to the selected mining and processing model. Furthermore, all other material assumptions (eg, with respect to financial assumptions, metallurgy, mineralogy and geotechnical etc.) that were made in the previously announced FS have not materially changed, continue to apply and continue to underpin the December 2018 Reserve. For further information, please see Galena’s ASX announcement of 18 December 2018 (revised mine model, December 2018 Resource and December 2018 Reserve).

Process and engineering designs for Abra’s FS were developed to support capital and operating estimates to an accuracy of $\pm 10\%$. Key assumptions that the FS was based on (including those defined as Material Assumptions under ASX Listing Rule 5.9.1) are outlined in the ASX announcement of 22 July 2019 and its Appendix 1. Galena believes the production target, forecast financial information derived from that target and other forward-looking statements included in that announcement and this presentation are based on reasonable grounds.

A number of key steps need to be completed in order to bring Abra into production. Many of these steps are referred to in this announcement. Investors should note that if there are delays associated with completion of those steps, outcomes may not yield the expected results (including the timing and quantum of estimated revenues and cash flows).

The economic outcomes associated with the FS are based on certain assumptions made for commodity prices, concentrate treatment and recovery charges, exchange rates and other economic variables, which are not within the Company’s control and subject to change from time to time. Changes in such assumptions may have a material impact on the economic outcomes (including the timing and quantum of estimated revenues and cash flows).

To develop the Project as per the assumptions set out in the FS will require additional capital. Investors should note that any failure to procure the required additional capital may result in a delay, change in nature and scale, or even suspension of the Project.

Cautionary statement – FS Mine Model

The mineralised material scheduled to be mined and processed in the FS (“FS Mine Model”) includes a mix of material taken from Probable Ore Reserves (67%) and Inferred Mineral Resources (33%), with no reduction factor applied to the tonnes and grades of the Inferred Mineral Resources. Inferred Mineral Resources have a lower level of geological confidence and can’t be included in the calculation of Ore Reserves, and there can be no guarantee that a Mineral Resource estimate update will convert Inferred Mineral Resources to Indicated Mineral Resources or return the same grade and tonnage distribution. This may affect mining studies and outcomes (including economic) from the FS.

At the time of publication of the FS, Galena was completing the 2019 project development drilling program. A key objective of the program was specifically targeting the material that is expected to be mined in the first 3-years of production. The results provided subsequent to the FS provided confidence and validation to the Company in regard to the assumptions and geological models which underpin FS, and resulted in the completion of an upgraded Mineral Resource estimate (the “October 2019 Resource”) where the total Resource grew to 41.1Mt at 7.3% lead and 18g/t silver, including 16.7Mt of Indicated material at 8.5% lead and 24g/t silver. Based on the status of geological information, Galena believes it has a strong basis for inclusion of certain Inferred Mineral Resource material in the FS Mine Model (defined below) at this time and whilst remaining within feasibility study level tolerances. To further test its basis, Galena ran the FS financial model on a check scenario assuming a zero grade for any Inferred Mineral Resource material in the FS Mine Model and that produced a substantial positive NPV outcome.



DISCLAIMER

Competent Person's statement

The information in this report related to the Abra Ore Reserve is based on work completed by Mr Roger Bryant, BEng (Mining, Member AUSIMM). Mr Bryant was an employee of Galena Mining Ltd at the time the Ore Reserve was prepared. Mr Bryant has sufficient experience relevant to the style of mineralisation and type of deposit under consideration and to the activity which he is undertaking to qualify as a Competent Person as defined in the 2012 Edition of the Australasian Code for Reporting of Exploration Results, Exploration Targets, Mineral Resources and Ore Reserves. Mr Bryant consents to the inclusion in the report of the matters based on this information in the form and context in which it appears.

The information in this report related to the October 2019 Resource is based on work completed by Mr Don Maclean MSc (Geol), MAIG and RP Geo (Exploration and Mining), MSEG, a consultant to Galena Mining and Mr Mark Drabble B.App.Sci. (Geology), MAIG, MAusIMM, Principal Consultant at Optiro Pty Ltd. Mr Maclean was responsible for data review, QAQC, and development of the geological model. Mr Drabble was responsible for resource estimation, classification and reporting. Mr Maclean and Mr Drabble have sufficient experience relevant to the style of mineralisation and type of deposit under consideration and to the activity which they are undertaking to qualify as a Competent Person as defined in the 2012 Edition of the Australasian Code for Reporting of Exploration Results, Exploration Targets, Mineral Resources and Ore Reserves. Mr Maclean and Mr Drabble consent to the inclusion in the report of the matters based on this information in the form and context in which it appears.

The information in this report to which this statement is attached that relates to exploration results and drilling data is based upon information compiled by Mr Don Maclean MSc (Geol), MAIG and RP Geo (Exploration and Mining), MSEG, a consultant to Galena Mining. Mr Maclean has sufficient experience relevant to the style of mineralisation and type of deposit under consideration and to the activity which they are undertaking to qualify as a Competent Person as defined in the 2012 Edition of the Australasian Code for Reporting of Exploration Results, Exploration Targets, Mineral Resources and Ore Reserves. Mr Maclean consents to the inclusion in the report of the matters based on this information in the form and context in which it appears.



DISCLAIMER

Forward looking statements

The contents of this presentation reflect various technical and economic conditions at the time of writing. Given the nature of the resources industry, these conditions can change significantly over relatively short periods of time. Consequently, actual results may vary from those in this presentation.

Some statements in this presentation regarding estimates or future events are forward-looking statements. They include indications of, and guidance on, future earnings, cash flow, costs and financial performance. Forward-looking statements include, but are not limited to, statements preceded by words such as “planned”, “expected”, “projected”, “estimated”, “may”, “Scheduled”, “intends”, “anticipates”, “believes”, “potential”, “predict”, “foresee”, “proposed”, “aim”, “target”, “opportunity”, “could”, “nominal”, “conceptual” and similar expressions.

Forward-looking statements, opinions and estimates included in this presentation are based on assumptions and contingencies which are subject to change without notice, as are statements about market and industry trends, which are based on interpretations of current market conditions. Forward-looking statements are provided as a general guide only and should not be relied on as guarantee of future performance. Forward-looking statement may be affected by a range of variables that could cause actual results to differ from estimated results and may cause the Company's actual performance and financial results in future periods to materially differ from any projections of future performance or results expressed or implied by such forward-looking statements. So there can be no assurance that actual outcomes will not materially differ from these forward-looking statements.

Not an offer

This presentation is for information purposes only. The presentation does not comprise a prospectus, product disclosure statement or other offering document under Australian law or any other law. This presentation does not constitute or form part of any invitation, offer for sale or subscription or any solicitation for any offer to buy or subscribe for any securities in Galena Mining Limited.

No liability

Galena Mining Limited has prepared this document based on information available to its at the time of preparation. No representation or warranty, express or implied, is made as to the fairness, accuracy or completeness of the information, opinions and conclusions contained in this presentation. To the maximum extent permitted by law, Galena Mining Limited, its related bodies corporate and the officers, directors, employees, advisers and agents of those entities do not accept any responsibility or liability for any loss arising from the use of the presentation or its contents or otherwise arising in connection with it.

Copyright notice

This presentation is protected by Australian and International copyright laws. Reproduction and distribution of the presentation or its contents (including but not limited to any charts, maps, diagrams, graphics, photos and text) without the written permission of Galena Mining Limited is prohibited.

© 2020 Galena Mining Limited.



INVESTMENT PROPOSITION

High-grade Abra Base Metals Project in tier one jurisdiction	“In demand” product	Outstanding feasibility study outcomes³	On-track for first production
41.1Mt Resource¹ 7.3% lead and 18g/t silver	Highest grade lead concentrate available globally	16-year mine life 1.2mtpa throughput for total of 16.3Mt	A\$90M equity injection from Toho for 40% JV interest
10.3Mt Reserve² 8.8% lead and 24g/t silver	Offtake ~100% committed	Average annual EBITDA A\$114M during steady-state production Years 3-15	Surface infrastructure in place / box-cut mined
Granted Mining Lease and all major permits received	Significant premium achieved on 60% of offtake sold by Galena to IXM	A\$553M NPV Pre-tax at 8%	Plant EPC contract awarded
Port / infrastructure capacity confirmed	Lead market deficit with inventory close to record lows	39% IRR Pre-tax	Project financing debt process in progress

Notes: 1. See Galena ASX announcement of 17 October 2019. 2. See Galena ASX announcement of 18 December 2018. 3. Based on the July 2019 FS (see Galena ASX announcement of 22 July 2019).



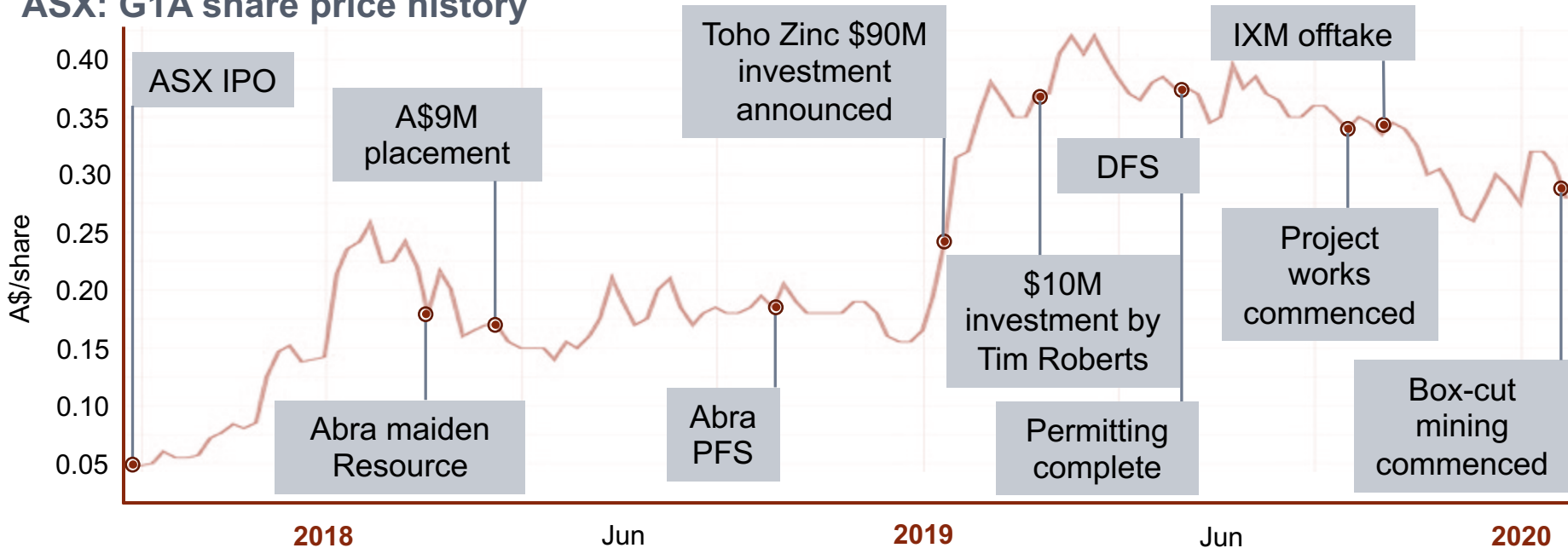
CAPITALISATION AND MILESTONES

Capitalisation summary

Shares on issue (ASX: G1A)	403.2M
Options / rights on issue ^{1,2,3}	37.3M
Share price (6 July 2020)	A\$0.25/share
Market Capitalisation	~A\$100.8M
Cash balance (30 June 2020)	~A\$9.1M
Debt	Nil

Notes: 1. Options issued to employees and management of 10.75m having an exercise price of \$0.08 and expiry date of 30 June 2021, 5m having exercise price of \$0.30 and expiry date of 6 February 2021, 1.25m having an exercise price of \$0.50 and expiry date of 26 March 2023, 1.25m having an exercise price of \$0.60 and expiry date of 26 March 2023, 1.25m having an exercise price of \$0.50 and expiry date of 17 April 2023 and 1.25m having an exercise price of \$0.60 and expiry date of 17 April 2023. 2. 15.0m contingent performance rights for CEO and CFO. 3. 1.64m employee share appreciation rights.

ASX: G1A share price history



Source: www.tradingview.com



BOARD AND MANAGEMENT



Adrian Byass
Non-Executive Chairman
Geologist and Economist
Mine development and board experience



Tony James
Non-Executive Director
Senior Mining Engineer
Midcap ASX mining company CEO and underground mine development experience



Stewart Howe
Non-Executive Director
Mining Engineer and Finance
Global lead industry and large cap ASX mining company senior executive experience



Jonathan Downes
Non-Executive Director
Geologist
Geology, mine development, capital markets and board experience



Tim Morrison
Non-Executive Director
Finance
Extensive ASX capital raising and corporate finance experience



Alexander Molyneux
Managing Director / CEO
Mining Executive and Financer
Mid cap ASX mining CEO, mine development and corporate finance experience



Troy Flannery
CEO, Abra Mining JV
Mining Engineer
Extensive underground mining and underground mine development experience




Craig Barnes
CFO
Chartered Accountant
Public company CFO, project financing, with joint-venture and treasury experience



ABRA: LOCATION AND INFRASTRUCTURE

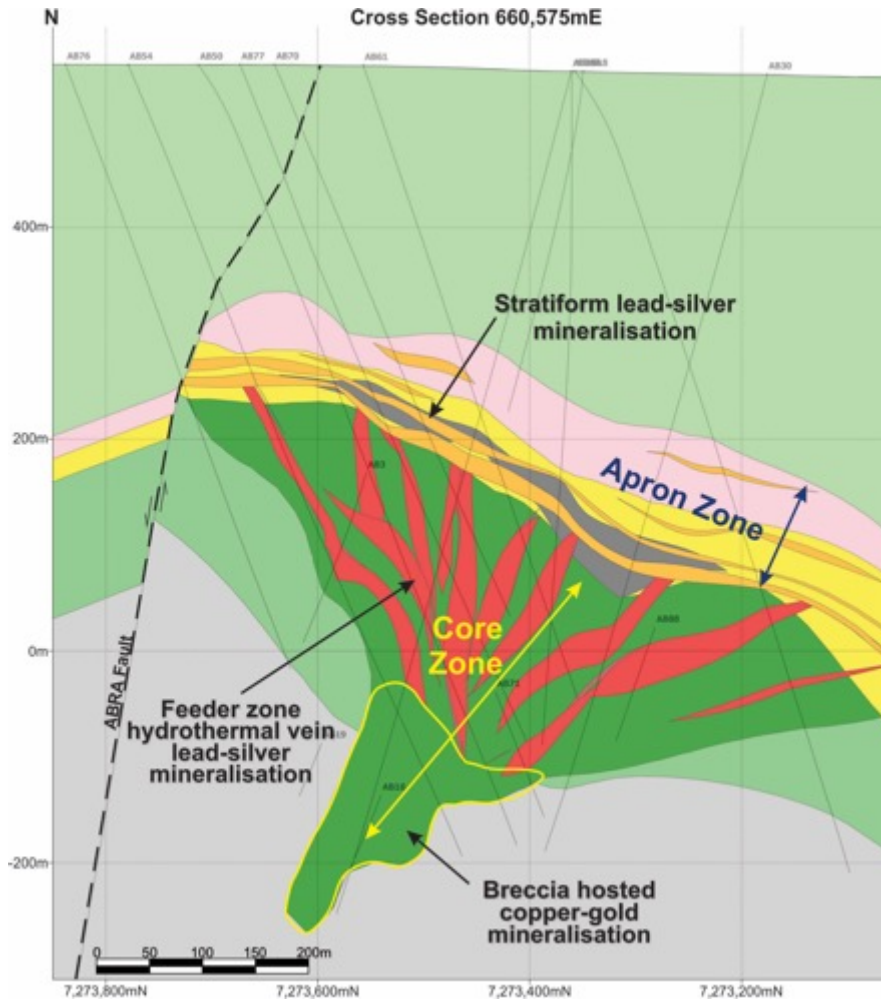


- Located in the Gascoyne region of Western Australia – Approximately 110km from Sandfire Resources' DeGrussa Copper Mine
- On a granted mining lease with all major permits and native title arrangements concluded
- Well serviced by existing Shire maintained roads
- Lead concentrate product to be trucked via public roads to the Port of Geraldton
- Port of Geraldton has all permits and infrastructure required to handle lead sulphide concentrates and is a current handler of third-party (Golden Grove) similar product
- Ample storage / ship loading capacity available

 Port of Geraldton – Primary export port for Abra



ABRA: MINERALISATION MODEL



- Sediments hosting Abra were deposited in a basin setting and have been deformed with large scale folding and faulting in and around the deposit
- Hydrothermal fluids carrying lead, silver, zinc, copper and gold have risen through breccia and fault zones
- Mineralised fluids have risen to a sedimentary boundary and have 'mushroomed' sideways settling in preferential (dolomitic) units
- The Overlying, stratiform hosted mineralisation is called the "Apron Zone" and is largely galena-rich (ie, lead and silver). This is fed by mineralised breccia and vein zones which are called the "Core Zone". Core Zone grades from lead-silver dominant in the upper levels to increasingly copper-gold at depth
- The Abra deposit remains open at depth



ABRA: MASSIVE GALENA MINERALISATION

Massive mineralisation in Core Zone



Strata from Apron Zone





ABRA: MINERAL RESOURCE

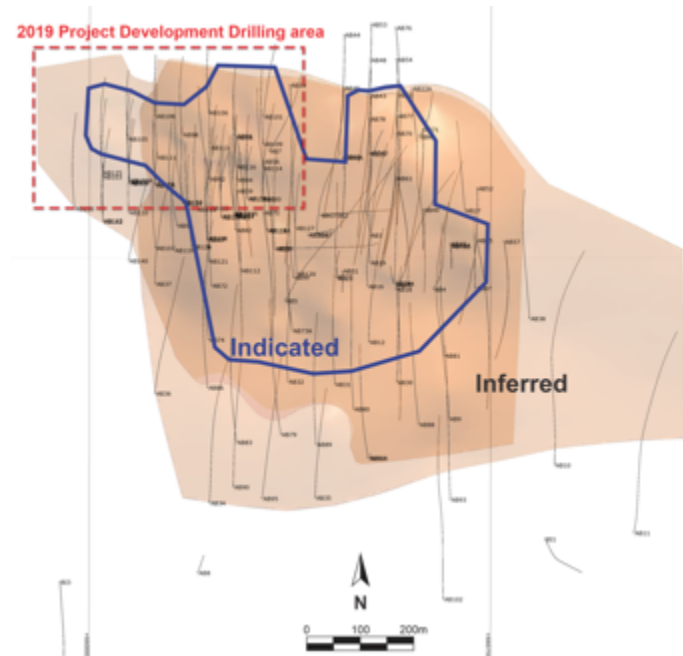
JORC Mineral Resource estimate (October 2019 Resource) at a 5% lead cut-off grade¹

<u>Resource classification</u>	<u>Tonnes (Mt)</u>	<u>Lead grade (%)</u>	<u>Silver grade (g/t)</u>
Measured	-	-	-
Indicated	16.7	8.5	24
Inferred	24.4	6.5	14
Total	41.1	7.3	18

Notes: 1. For more detail please see Galena ASX announcement of 17 October 2018.

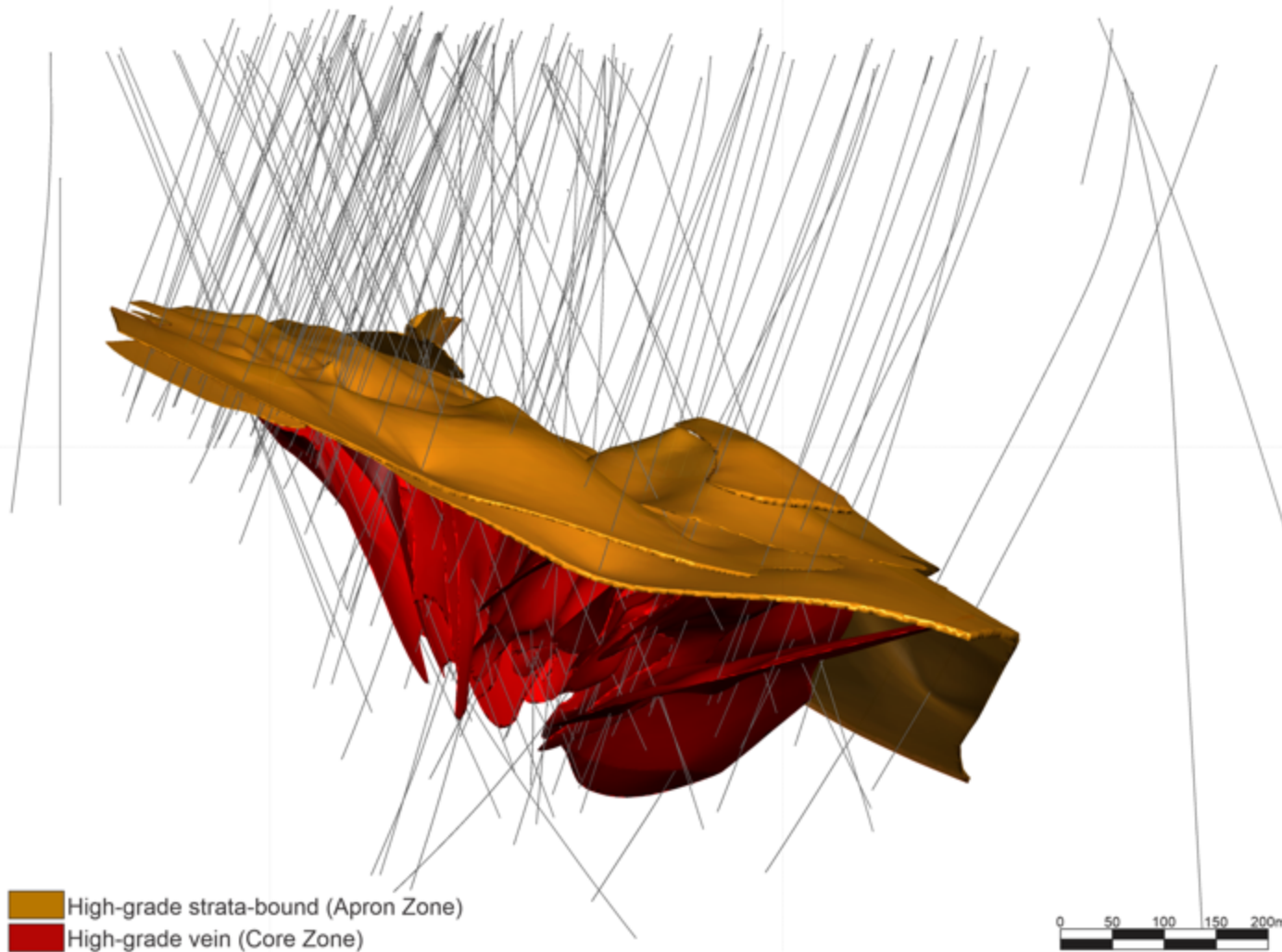
- Resource based on 132 drill-holes
- ~75.6km of cumulative linear drilling
- 55% of the database made up of new drill-holes from 2017-2019
- Upgraded vs. December 2018 Resource:
 - 11% increase in Indicated category material, mainly in north western quadrant where initial mining is planned
 - Overall ~8% increase in contained lead and ~10% increase in contained silver

Plan view of Abra October 2019 Resource





ABRA: MINERAL RESOURCE 3D IMAGE



Resource at 5% lead cut-off – Apron Zone and Core Zone shapes

High-grade strata-bound (Apron Zone)
High-grade vein (Core Zone)

0 50 100 150 200m



ABRA: ORE RESERVE AND FS MINE MODEL

- Reserve prepared in December 2018 on the December 2018 Resource (ie, prior to Resource upgrade of October 2019)

JORC Ore Reserve statement¹

<u>Reserve classification</u>	<u>Tonnes (Mt)</u>	<u>Lead grade (%)</u>	<u>Silver grade (g/t)</u>
Proved	-	-	-
Probable	10.3	8.8	24
Total	10.3	8.8	24

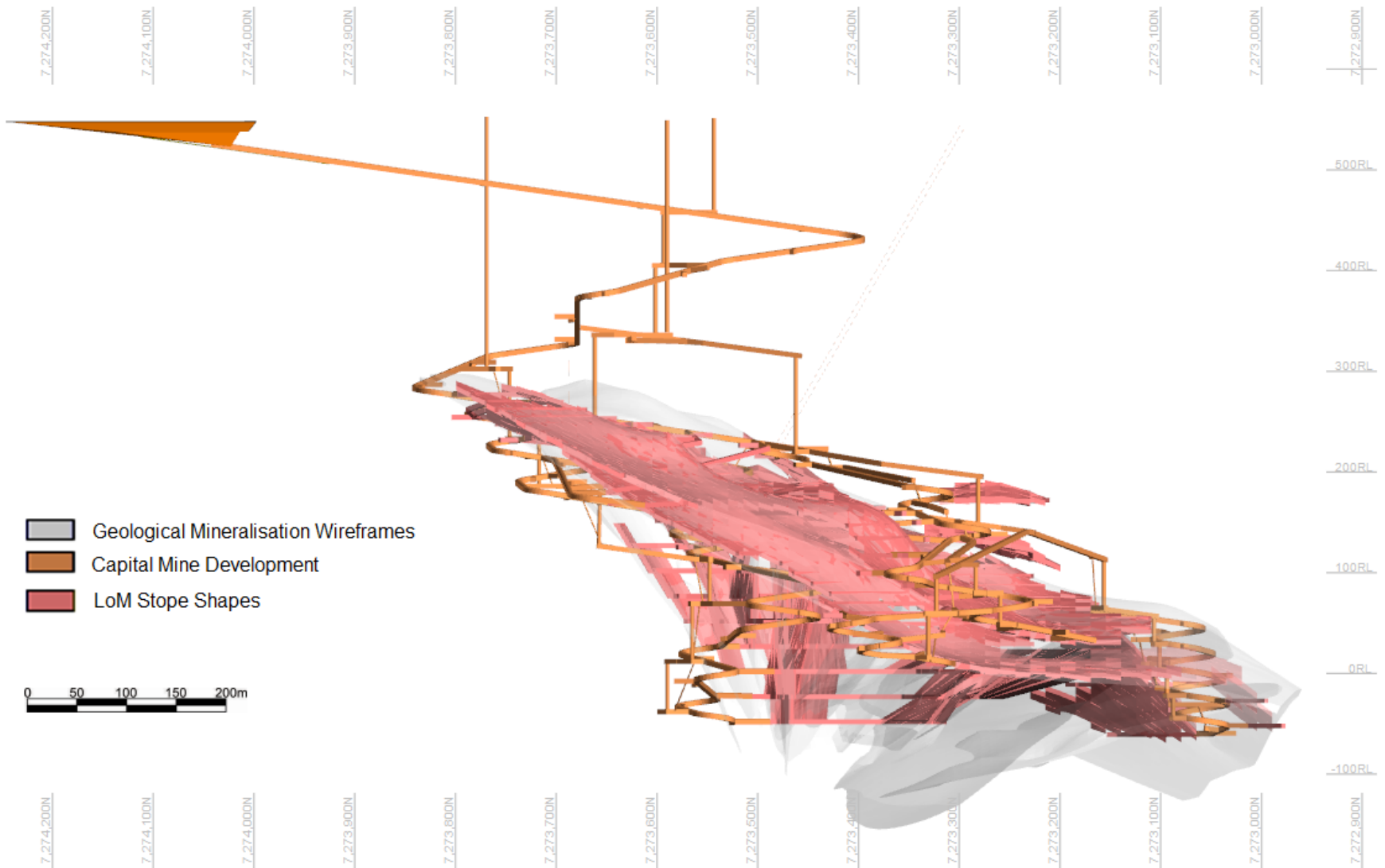
Notes: 1. For more detail please see Galena ASX announcement of 18 December 2018.

- Proposed mining model and schedule prepared for the FS (FS Mine Model)¹
 - Total of 16.3Mt contained supporting a 1.2Mtpa production rate and 16-year mine life
 - 8.1% lead and 20.2g/t silver
 - 67% contained within Probable Ore Reserve and remainder in Inferred Mineral Resource¹
 - Modelled using overbreak of 0.3m for Apron Zone hangingwall and 0.2m for Apron Zone footwall and for both hangingwall and footwall for Core Zone
 - Stope recoveries ranging from 92% in some room and pillar areas, up to 98% in some long-hole open stoping areas

Notes: 1. No reduction factor has been applied to the tonnes and grades of the Inferred Mineral Resources. Inferred Mineral Resources have a lower level of geological confidence and can't be included in the calculation of Ore Reserves, and there can be no guarantee that a Mineral Resource estimate update will convert Inferred Mineral Resources to Indicated Mineral Resources or return the same grade and tonnage distribution. This may affect mining studies and outcomes (including economic) from the FS.



ABRA: FS MINE MODEL 3D IMAGE






ABRA: METALLURGY & "IN DEMAND" PRODUCT

- 1.2mtpa plant throughput
- Conventional crushing, grinding, flotation and filtration
- Metallurgical testing confirms high (93-95%) recoveries into high-value, high-grade concentrate (94% used as FS recovery assumption)
- Concentrate product expected to be the highest grade primary lead concentrate available globally – 75% lead and ~200g/t silver
- 40% of offtake committed to Toho at benchmark terms under Abra joint-venture Investment Agreement
- Remaining 60% offtake sold by Galena to IXM (10-year contract) at a premium to benchmark:
 - Galena to procure material from Abra at benchmark and on-sell to IXM
 - Premium will create incremental cash flows at Galena level

Rendering of proposed plant



Source: GRES.

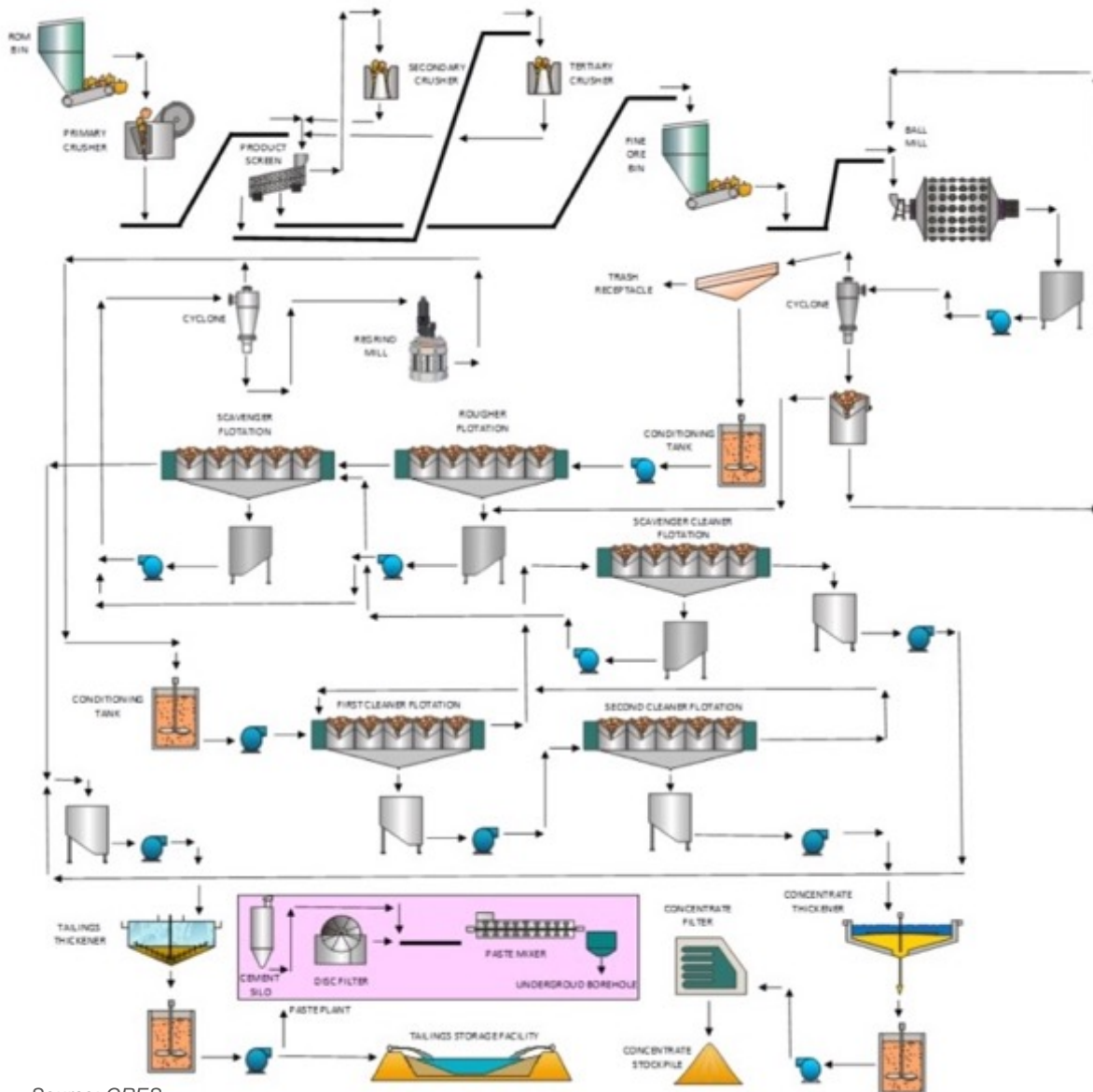
Rendering of proposed flotation circuit



Source: GRES.



ABRA: FS PROPOSED PLANT FLOWSHEET



- Simple conventional sulphide base metals processing flowsheet
- Designed by GRES
- Potential for future expansion and / or use for copper or zinc bearing primary sulphide minerals

Source: GRES.



ABRA: FS METRICS & OUTSTANDING ECONOMICS

FS outcomes – Production metrics		FS outcomes – Capital investment and project economics	
Mill throughput	1.2Mtpa	Pre-production capital	A\$170m
Initial mine life	16-years	Steady-state average EBITDA (yrs 3-15)	A\$114m
Average LOM lead metal production	95ktpa	Project payback from commercial production	2-years
Average LOM silver metal production	805kozpa	Pre-tax NPV (8% discount rate)	A\$553M
Lead C1 direct cash cost	A\$0.63/lb / US\$0.44/lb	Pre-tax IRR	39%

- FS assumptions are ‘spot’ as at 18 July 2019 and include: lead price US\$0.92/lb; silver price US\$16.00/oz, exchange rate of A\$1=US\$0.70 and lead treatment charge of US\$96/t of concentrate
- Post-tax NPV (8% discount rate) of A\$381M and post-tax IRR of 32%
- World’s lowest cost primary lead mine (source: Wood Mackenzie)
- FS assumes product sold at benchmark terms, ie, does not include premium enjoyed by Galena under IXM offtake arrangement



ABRA: FS CAPITAL EXPENDITURE & COSTS

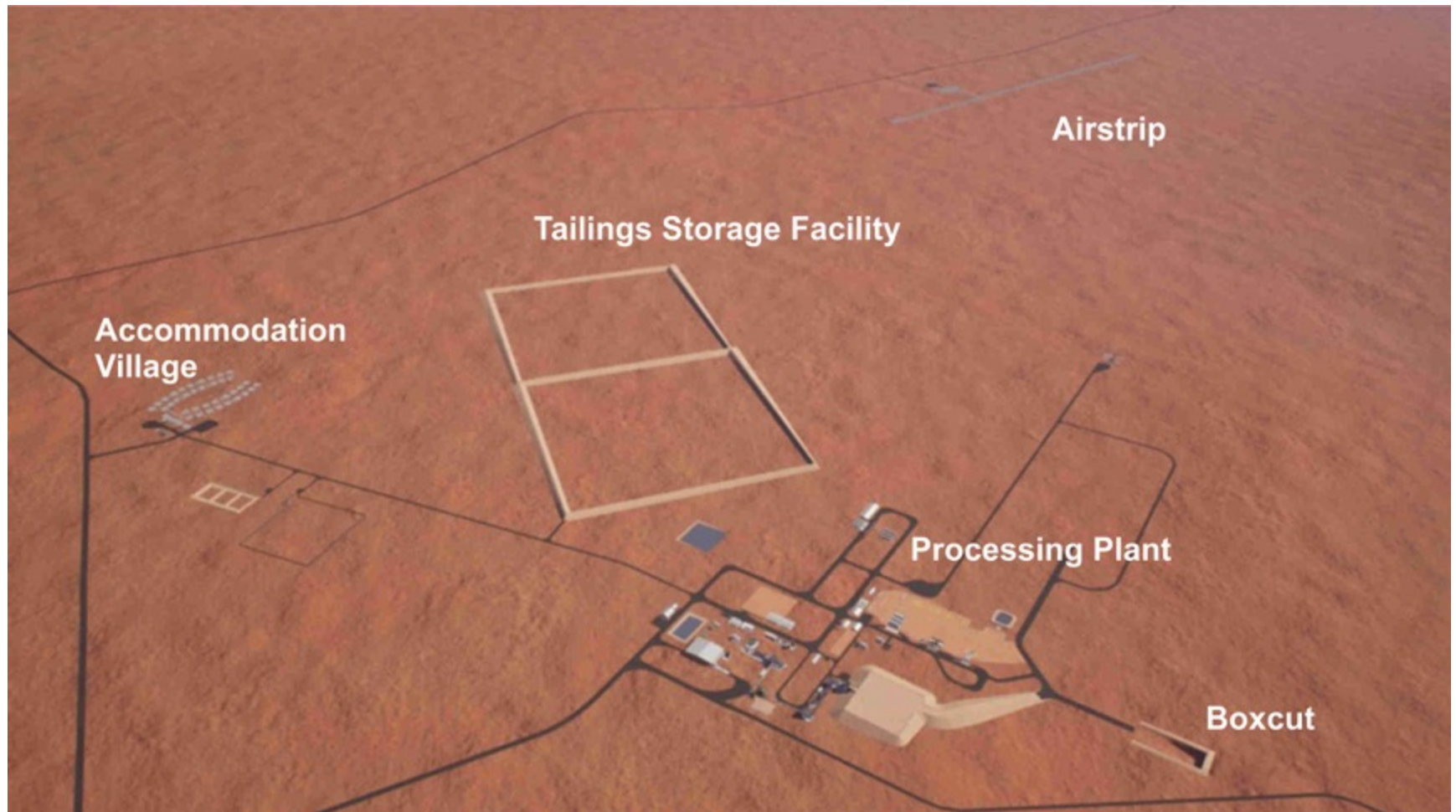
Abra FS pre-production capital expenditure	
	<u>A\$M</u>
Mine development (incl. box cut and access)	31.7
Processing plant (flotation concentrator)	54.8
Surface infrastructure	32.5
Offsite road upgrades and fencing	2.0
Tailings storage facilities	9.9
EPC	15.0
Contingency	7.7
Owner's and indirect costs	15.9
Total	169.6

Abra FS LOM operating cost estimates	
	<u>US\$ C/lb</u>
Mining	22
Processing	11
TCRCs and outbound logistics	8
Other	7
By-product credit for net silver revenue	(4)
Lead C1 direct cash cost of production¹	44
Royalties²	7

Notes: 1. Equates to A\$0.63/lb based on an exchange rate of A\$1=US\$0.70 2. For lead, 5.0% Western Australian State royalty plus 3.5% in vendor and other royalties, and for silver, 2.5% Western Australian State royalty plus 3.5% in vendor and other royalties. Subsequent to the FS, a 1.125% historical vendor royalty was cancelled, which would be a reduction vs. the 3.5% in vendor and other royalties stated above.



ABRA: PROPOSED SITE LAYOUT



Source: GRES.



ABRA: DEVELOPMENT PROGRESS

- Project is 12% complete (as at 30 June 2020), including:
 - Completed box-cut
 - Stage one of permanent camp (village accommodation for 80) installed and commissioned, with another 200 units (stage two) fabricated and delivered to site
 - Production water bores, water reticulation and wastewater treatment facilities commissioned
 - Second-hand pastefill plant has been acquired
 - Site communications constructed and commissioned
- \$74M EPC contract for plant and certain ancillary infrastructure awarded to GR Engineering Services (ASX: GNG) – Award in-line with FS capital estimates for these items
- Preferred tenderers selected for mining services, power and non-plant infrastructure

Completed box-cut



Stage 1 of commissioned permanent camp





ABRA: FINANCING STATUS

Project expenditure (through completion and ramp-up)		Equity funding in place	
Pre-development capital expenditure (Feasibility Study, incl. works complete)	A\$170M	Pre-development capital expenditure already completed (to 30 June 2020)	A\$20M
Ramp-up working capital, cost overrun and additional contingencies	A\$20-30M	Cash (at 30 June 2020)	A\$9M
Initial financing costs	A\$5M	Final tranche to be received from Toho Zinc (on confirmation of project debt financing)	A\$60M
Total 'uses'	A\$195-205M	Deep 'in the money' options expiring mid-2021	A\$1M
		Total equity available	A\$90M

- AMPL-level project financing debt process
 - Being led by an international mining-experienced bank
 - Discussions ongoing with short-listed group of banks but also proposals received from non-bank debt providers, with non-banks moving to the fore in current environment
 - Aim to procure ~US\$90-100M project development facilities plus ancillary post-completion facilities
- Toho investment – Remaining A\$60M to be invested by Toho on top of their already invested A\$30M. Final tranche will take Toho to 40% equity ownership of Abra.
- Galena-level IXM facility – Terms agreed with IXM when off-take was executed in late-2019 for US\$12M (~A\$18M) of facilities to be made available at Galena-level during late stages of Abra construction and ramp-up



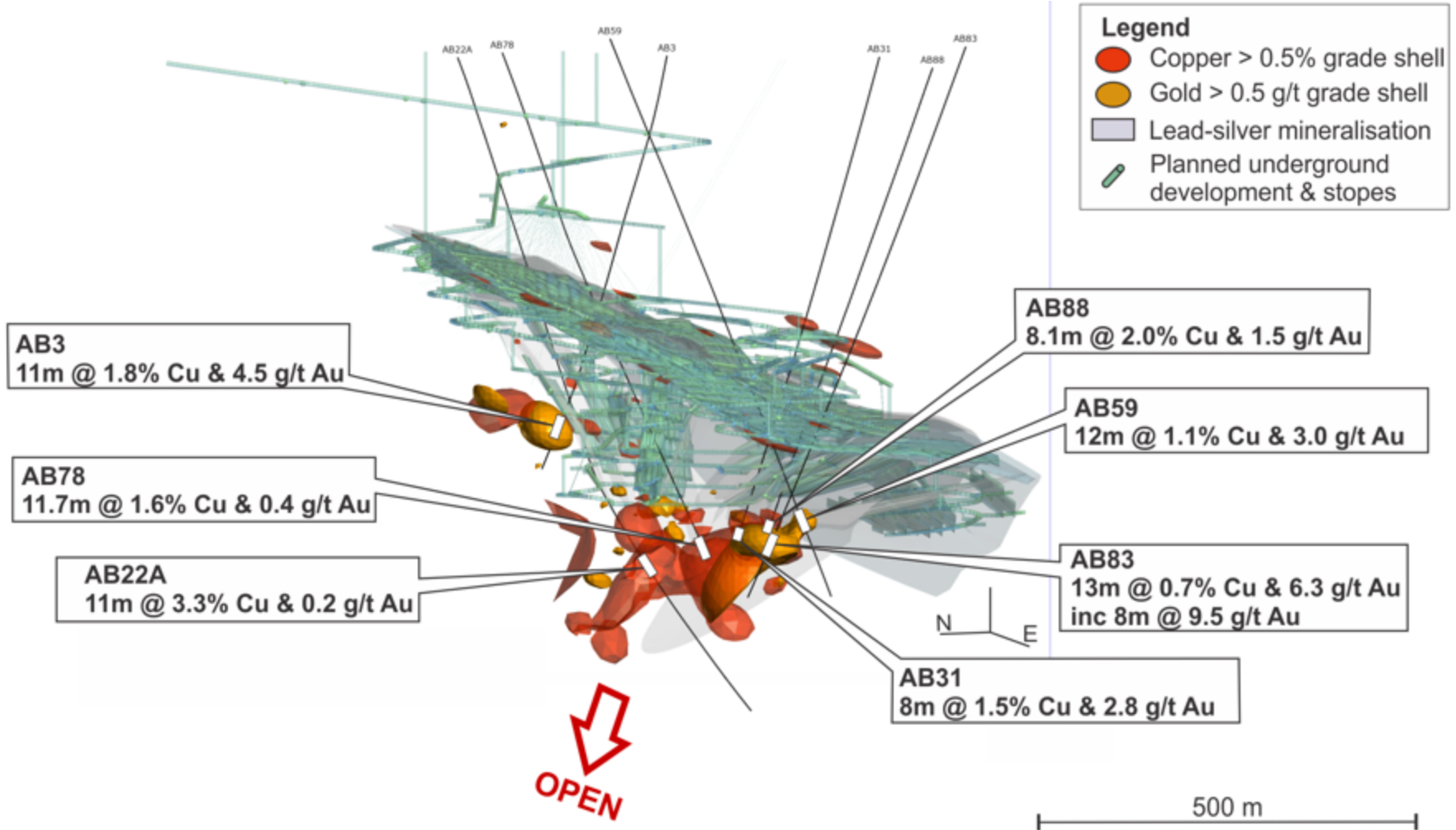
ABRA: UPCOMING MILESTONES

- **Project financing debt** – Completion of Abra project financing debt process
- **Items triggered by completion of project financing debt:**
 - Receipt of final A\$60M investment tranche from Toho
 - Move to the procurement and construction phase of plant EPC contract
 - Final award of underground mining services contract and commencement of underground mining
- **Abra project optimisation initiatives**
 - Redesign of primary decline and capital infrastructure to shorten pre-development capital metres by 20-25%
 - 'Pull forward' of infill drilling to enable certain metal-rich sweet spots to be targeted with the potential to re-plan those areas for larger transverse stopes to reduce mining cost
- **Construction and commissioning milestones**
- **Continued exploration and resource development**
 - Potential to include holes to target the interpreted gold-copper zone at Abra in any infill / optimisation drilling program there
 - Active exploration in the Jillawarra tenements to identify additional base and precious metals mineralisation along strike from Abra in the Edmund Basin



EXPLORATION: GOLD & COPPER AT ABRA

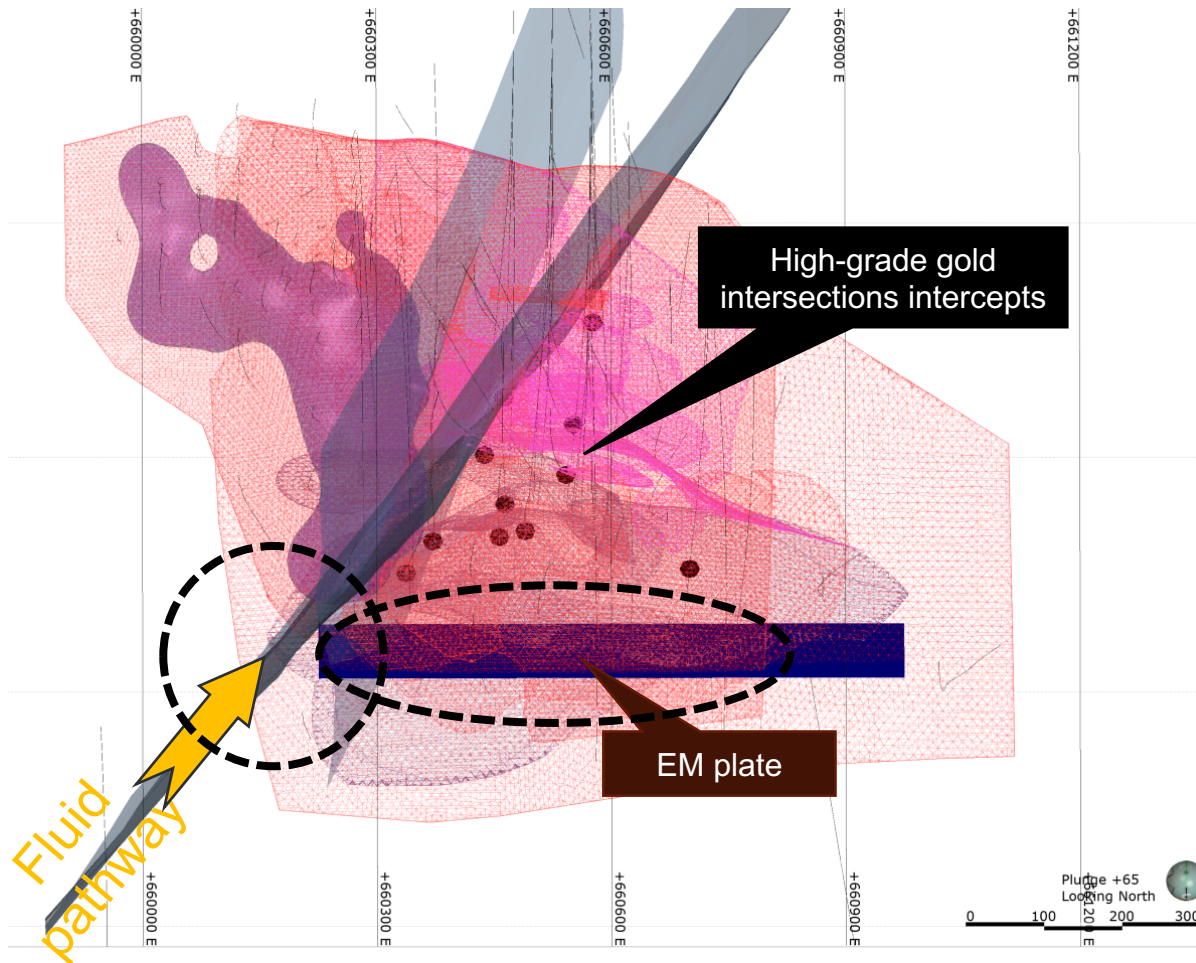
Emerging gold and copper zone (wireframes of copper (>0.5%) and gold (>0.5g/t) mineralisation not included in any resource calculations or mine plans)





EXPLORATION: GOLD & COPPER AT ABRA

Recent downhole electromagnetic (EM) work combined with structural geology has identified priority gold and copper drilling target zones

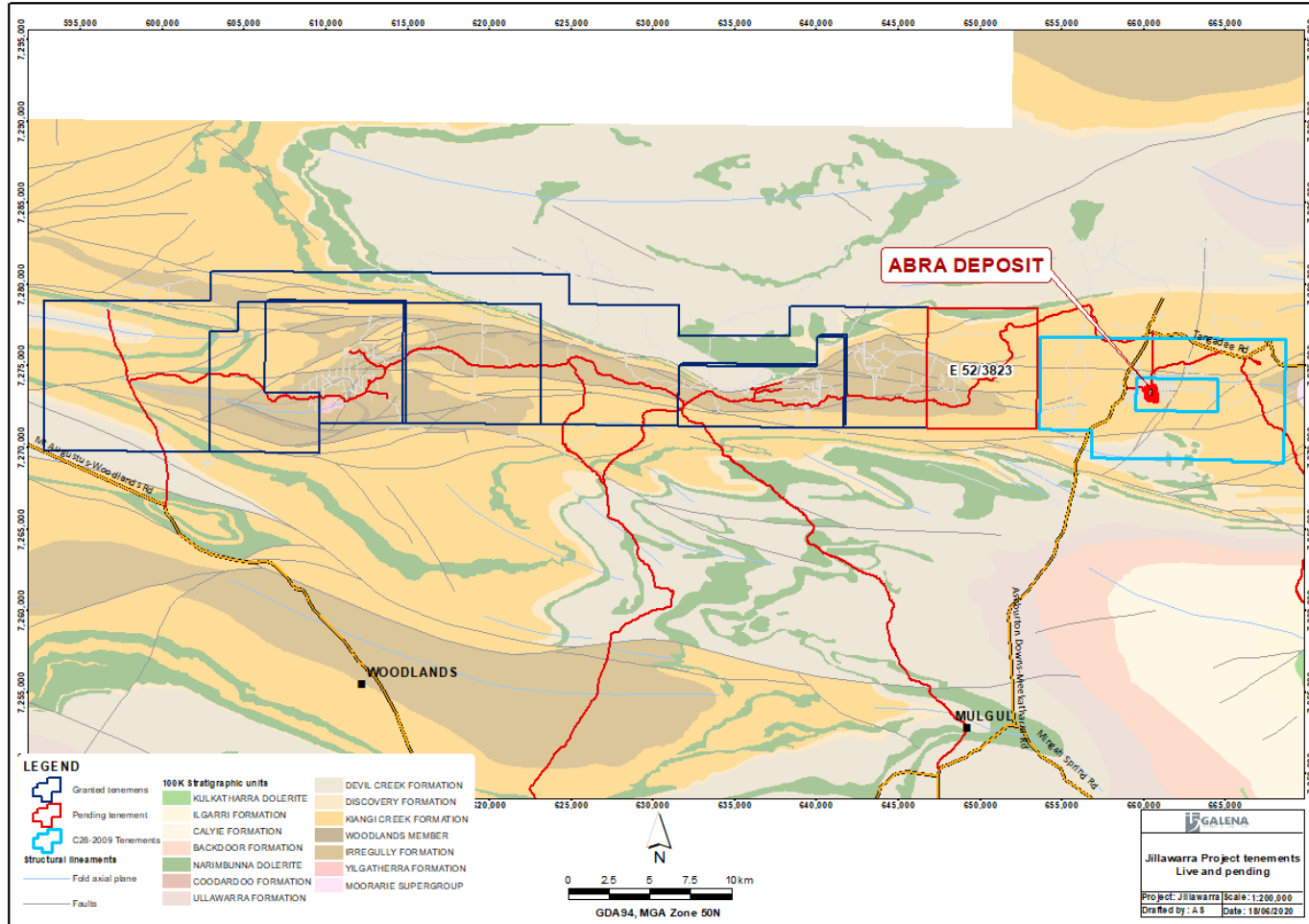


- High-grade gold and copper intersections generally observed to the east of the interpreted fluid ingress point for the polymetallic mineralisation
- Recent downhole EM work highlights a strong conductor along the south, running to the east that is not thought to be associated with the lead-silver mineralisation
- The fluid source itself and EM conductor zone represent strong drilling targets for gold and copper mineralisation



EXPLORATION: PROSPECTS ALONG STRIKE

Galena 100% owns >76km of licences along strike to the west of Abra, known to contain large coincident magnetic and gravity anomalies (similar to Abra)



- Abra was discovered as a coincident magnetic and gravity anomaly offset south of the Quartzite Well Fault
- Galena owns >76km of strike along the Quartzite Well Fault to the west
- Includes two large-scale coincident magnetic and gravity anomalies
- Just acquired 50km² Copper Chert tenement



GALENA
MINING LIMITED

Appendix 1

Toho Zinc investment in AMPL



A\$90M TOHO JOINT-VENTURE INVESTMENT



- Definitive agreements entered into with Toho Zinc (TYO: 5707) of Japan (12 April 2019) for investment of A\$90M in tranches into Abra holding company, Abra Mining Pty Limited (AMPL)
- A\$30M already received, with the remaining A\$60M to be received on confirmation of project financing debt
- Toho now owns 13.84% of AMPL (Galena retains 86.16%) but eventual ownership will be 40% (Toho) and 60% (Galena) once Toho's remaining investment tranche is paid
- Toho Zinc is a large-scale lead and zinc smelting company and experienced miner – In 2010 Toho acquired publicly-listed Australian lead and zinc mining company, CBH Resources Limited and continues to operate its Rasp and Endeavor mines in New South Wales
- Toho entered into an offtake to purchase 40% of Abra's product on 'arms length' benchmark terms
- Galena to retain 60% of AMPL and appoint majority of board members to joint-venture board





GALENA MINING LIMITED



+61 8 6166 3750



www.galenamining.com.au



@GalenaMiningASX



Ground Floor, 1 Centro Avenue
Subiaco WA 6008
Australia